



**THE EASY WAY**









Why choose eSafe?	7
An eSafe for every building	9
<b>HOMES</b>	<b>11</b>
<hr/>	
<b>Driveway – freestanding</b>	
Fenix Top	12
Fenix Front	14
Nexus	16
Maxus	18
Dropbox	20
Topak	22
<b>Façade – surface-mounted/freestanding</b>	
Shopperbox	22
Bulkbox	24
<b>Gate – built-in</b>	
Smart panels & parcel doors	26
Fenix Connect built-in intercom	30
<b>APARTMENTS</b>	<b>37</b>
<hr/>	
eSafe Wall	37
<b>COMPANIES</b>	<b>43</b>
<hr/>	
eSafe Wall	43
Freestanding eSafe	43
<b>PERSONALISATION</b>	<b>47</b>
<hr/>	
<b>ENTRADA RANGE</b>	<b>48</b>
<hr/>	
Everything for a uniform driveway	48










Parcels that are nowhere to be found, newspapers drenched in rain... Sounds familiar? People are ordering online more than ever before and more often, but our mailboxes can't keep up. We buy online for our convenience, but then often have to go to yet another place to pick up our purchase.

eSafe has made it its mission to have mail and parcels delivered and picked up at home 24/7. With an eye for design. After all, the driveway or entrance hall is the calling card of every building.

With an **eSafe**, you make it **a lot easier** for yourself!





FENIX TOP LARGE



# WHY CHOOSE ESAFÉ®?

## ✓ **COMBINE PARCEL AND MAILBOX**

Perhaps you don't have a mailbox yet or it's time to replace the one you have? Kill two birds with one stone with an eSafe which is suitable for both parcels and mail.

## ✓ **LET YOUR PARCELS BE PICKED UP**

- Not satisfied with your online purchase? Leave the parcel behind in your eSafe and pass the code on to the courier.
- Exchange keys with your tenant, gardener, cleaning staff, etc. or allow your customers to pick up a parcel after opening hours.

## ✓ **CHOOSE THE COLOUR THAT BEST FITS YOUR HOME**

Match your eSafe to your home by choosing the same colour as your windows, door, gate, etc. Your eSafe is available in all RAL colours.

## ✓ **RECEIVE YOUR PARCELS WORRY-FREE**

With an eSafe, you're choosing the most secure, efficient and worry-free way of receiving parcels. Our parcel mailboxes have a sleek, sophisticated design, are made of aluminium and finished in high-quality, rust-free textured coating covered by a 10-year warranty.

Successfully tested at the following courier services:





**“THE SLEEK LINES AND COLOUR FIT  
PERFECTLY WITH OUR JOINERY”**





# AN ESAF<sup>®</sup> FOR EVERY BUILDING

## HOMES



There's an eSafe for every application: freestanding on the driveway, built into an entrance gate or mounted against the façade.

## APARTMENTS



The eSafe Wall combines various features for apartments and multi-family homes: videophone, doorbell, mailboxes and parcel compartments.

## COMPANIES



Make your employees' lives easier by allowing them to receive their parcels at the workplace. The eSafe Wall also lets you to exchange items 24/7 with customers and suppliers.



# YOUR PARCELS AND MAIL ARE SAFE



## DROP FLAP

Your parcels and mail are delivered from the top of the box. When the lid is closed, they fall gently to the bottom from where they can only be removed with a key. Every parcel is safe, even if you receive multiple parcels one after another.



## COMBINATION LOCK

When you make an online purchase, you provide the code along with your address. The courier reads the code on the parcel and can safely deposit the parcel in the eSafe. The combination lock makes it possible for parcels to be received as well picked up.\*



## ELECTRIC LOCK

If a call comes in on the videophone of your eSafe, you receive a message on your smartphone. You can see who has called and open the electric lock remotely to have a parcel delivered or picked up.



For extra certainty, you can indicate your preferred delivery location as 'eSafe parcel mailbox' to the courier service. The courier will be notified as soon as you complete the form on the website of the courier service.

\*For an online purchase, enter the code when filling in your address. For example, refer to your eSafe in the entry field for your name as follows: "In eSafe PARCEL BOX CODE 2244 Gert Janssens"





## DRIVEWAY – FREESTANDING

eSafe combination of mailbox and parcel box



FENIX



DROPBOX



NEXUS



MAXUS



TOPAK



## FAÇADE – SURFACE-MOUNTED/ FREESTANDING

eSafe for parcels



SHOPPERBOX



BULKBOX



## GATE – BUILT-IN

eSafe smart panels  
and parcel doors



SMARTPANELS




# FENIX TOP




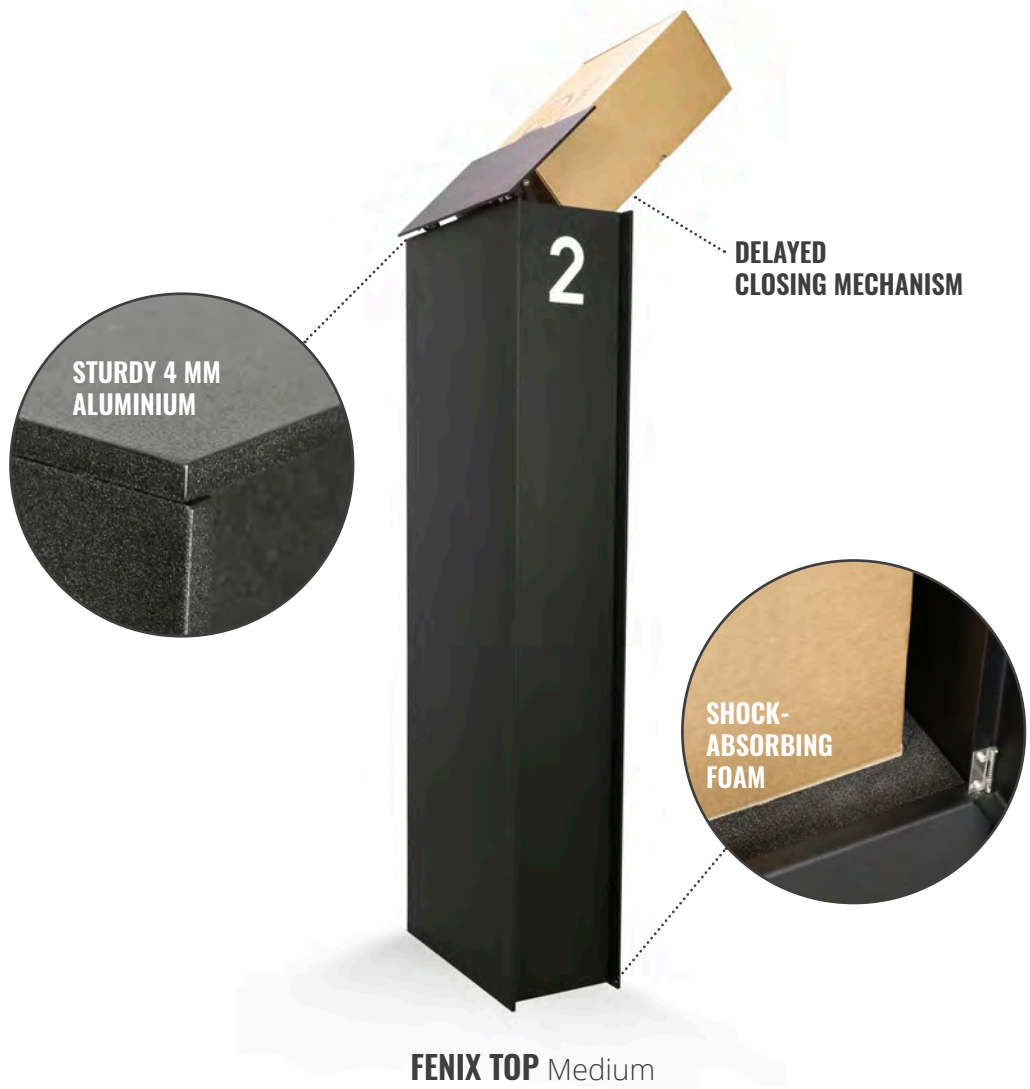
In the **Fenix Top** parcel mailbox, parcels and mail are delivered from the top. This allows for an optimal utilisation of the available **volume** and a highly sleek **design**.

Thanks to the **double removable bottom**, you can determine the volume of your parcel mailbox yourself, as well as the height at which you take out your letters.

The 'Large' model is fitted with an extra vertical mailbox flap.









# FENIX FRONT



Thanks to the digital combination lock on the Fenix Front, you can receive multiple parcels as well as have **all kinds of things picked up**. For example, you can use it for online purchases you're not satisfied with or for an exchange of keys with the cleaning staff, plumber, etc. It's also useful for traders who want to exchange things after opening hours. In addition, Fenix Front has a **separate compartment for mail** and offers all the other features of the Fenix Top. What's more, this model is available in a 'Connect' version with an electric lock.



FENIX FRONT

**“TWO BIRDS WITH ONE STONE:  
EXCELLENT FUNCTIONALITY COMBINED  
WITH A SLEEK LOOK AND FEEL”**



**FENIX TOP MEDIUM**







The Nexus is a new addition to the eSafe range. It stands out thanks to its **practical layout** with a separate mailbox and a **large volume** for parcels.

What's more, a **removable inner plate** allows you to trade in the separate mail compartment for an even greater capacity for parcels.

The door with a discreet combination lock is located at the back, so that nothing disrupts the **sleek look**.



**NEXUS**





Maxus is the big brother of our popular model 'Nexus'. The parcel mailbox features a slotted door with **a compartment for letters and a parcel compartment**. This parcel mailbox is modular and available in length **1100 mm, 1400 mm or as a customization**.

As an added asset, you can **personalize** this model. Choose from the available options such as: standard with key lock or with digital combination lock, house number and/or logo with LED lighting, door on one or both sides, ... The choice is yours.

Thanks to the LED lighting, your logo, company name and house number will be **in the spotlight day and night**.



**MAXUS**

**SUITABLE FOR VARIOUS APPLICATIONS:  
BUSINESSES, COUPLE HOMES, ...**



**MAXUS CUSTOMIZED**



# DROPBOX



Just like in the Fenix Top models, parcels and mail are delivered from the top of the box. In this way, the volume is optimally used and there's a universal design that fits in with every type of home.

The Dropbox Medium is available with **either a front or back door**. The model that opens at the front is perfect for placing against a wall or hedge.

The 'Small' version opens only at the back for the **sleekest possible look**.

Thanks to the **double removable bottom**, you can determine the volume of your parcel mailbox yourself, as well as the height at which you take out your letters.



**DROPBOX** Medium

**DROPBOX** Small



## CORTEN STEEL LOOK FOR RUSTIC HOMES





# SHOPPERBOX / TOPAK



The **Shopperbox** is a surface-mounted parcel solution. The parcel mailbox is fitted with a **digital lock**. In this eSafe, letters and parcels are dropped into the same compartment.

The major advantage of a Shopperbox is that this parcel mailbox can **also be used perfectly as a parcel box, without the letter section**. Thanks to the removable flap closure, you choose the application yourself.

If you use this model as a parcel box (without the letter section), it does not have to comply with postal legislation that determines where and how high it must be mounted. As long as the parcel box is visible, you can freely choose where you want to mount it.



**SHOPPERBOX**  
Digital



**TOPAK**  
Digital

The **Topak** is a basic model for freestanding application. Here the Shopperbox, with all the above features, is fitted **with a matching aluminum base**.

**“I ALREADY HAD A MAILBOX,  
BUT NOW MY PARCELS ALSO  
ARRIVE IN ONE PIECE”**





**THE DELIVERIES ARE MUCH SMOOTHER.  
EVEN IF NOBODY'S AT HOME, I CAN STILL  
LEAVE THE ORDERED ITEM  
BEHIND SAFELY."**



# BULKBOX



The Bulkbox is perfect for receiving and sending **large volumes**. Since it is separate from the mailbox, it can be placed anywhere in the front garden or against the façade. Thanks to the large volume, it is even possible to receive food deliveries in a cool box. The Bulkbox is also available in a 'Connect' version with an electric lock which can be connected to a videophone or smart doorbell.





# SMARTPANELS & PARCEL DOORS



SMARTPANEL-B6LPH

Just like the freestanding parcel mailboxes, the integrable eSafe Smart Panels and parcel doors are styled with an eye for design and, even more importantly, they can be customised. This means that homes with an entrance gate or already connected video-phone can be equipped for 24/7 successful home delivery and parcel collection.



**SMARTPANEL**

**PARCEL DOOR**



The eSafe Smart Panels are designed aesthetically so that you can combine your videophone and doorbell with a code keypad and/or mailbox, as desired. The entire unit blends seamlessly into the contemporary design of your home. We offer the options, you make the choice.

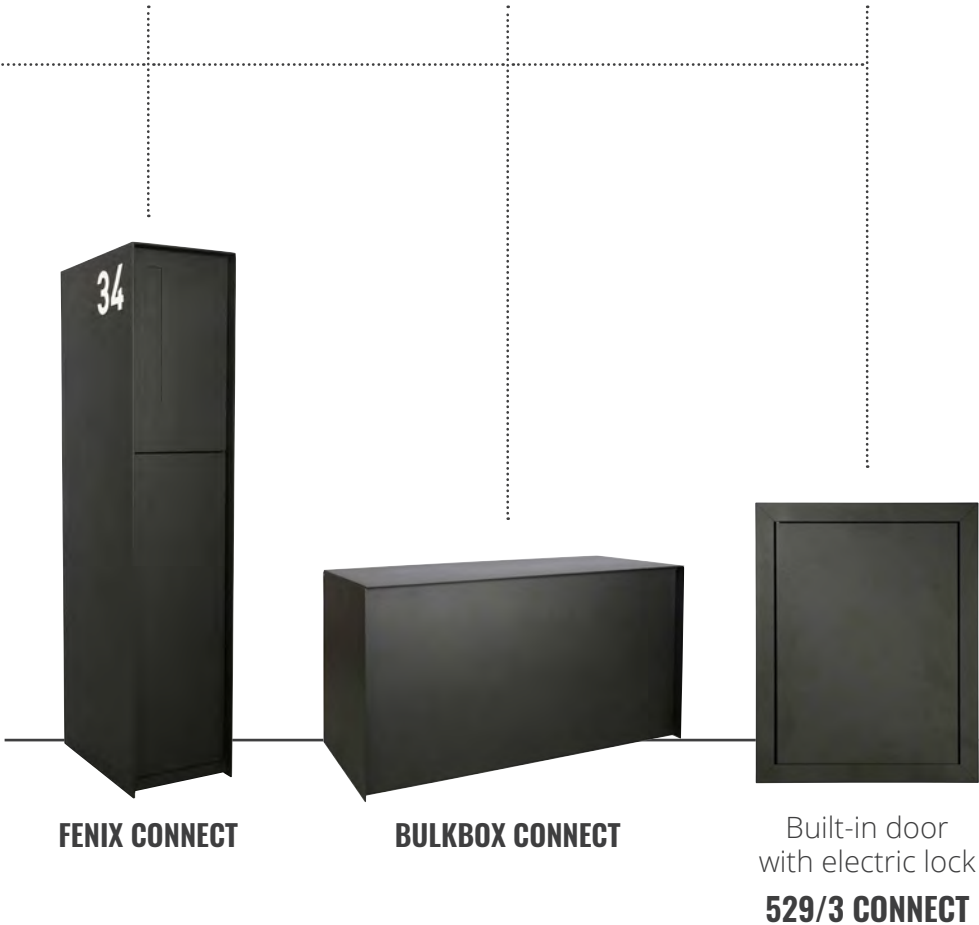


**Combinable  
with freestanding  
eSafe Connect**



These freestanding parcel boxes can be combined with the eSafe Smart Panels (with code keypad and Bticino camera) as well as with videophones from the other partners.

If you wish to decide the volume of your eSafe depending on your needs, it's best to choose a custom-made door with an electronic lock.



## SMART PANEL WITH PARCEL COMPARTMENT

In addition to a videophone and doorbell, code keypad and/or mailbox, an eSafe Smart Panel can also be optionally fitted with a parcel compartment. With this, everything is combined within a single module.

When someone rings at the door, you get a message via the Bticino App and you can open the parcel compartment remotely. Besides the smart panel with videophone and the app, an indoor unit that sends the Wi-Fi signal to the app also needs to be provided.



**TYPE BCLPH\***

**Finish:** high-quality powder coating, aluminium plating, code keypad and doorbell lighting, secured with safety screws.

**Options:** all possible RAL colours, with or without name engraving, customised door.

**\*Name:** Bticino, Code keypad, Mailbox, Parcel box, House number.

---

### Our partners





# FENIX CONNECT WITH BUILT-IN INTERCOM



With the Fenix Connect with built-in intercom, all the functions of the Smartpanel are integrated into the front of the Fenix Connect parcel mailbox. Through the **combination of mailbox, parcel-box, intercom and smart doorbell** we obtain an aesthetic total solution.

When someone rings at the door, you get a message via the App and you can **open the parcel compartment remotely**.

The Fenix Connect with built-in intercom is 1500 mm high and available with integration of various intercom systems.



**FENIX CONNECT**  
Bticino

**AESTHETIC INTEGRATION OF :  
MAILBOX, PARCELBOX, INTERCOM  
AND SMART DOORBELL.**








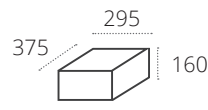
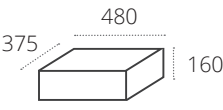
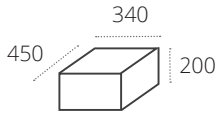
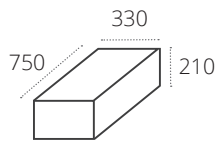
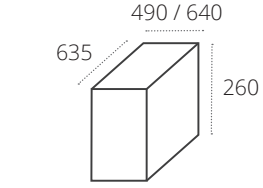


# OVERVIEW

					
	FENIX TOP Small	FENIX TOP Medium	FENIX TOP Large	FENIX FRONT	FENIX CONNECT Built-in intercom
					
Parcel dimensions (mm)					
Outside measurement (mm)	<b>1240x400x150</b>	<b>1240x400x200</b>	<b>1240x400x360</b>	<b>1240x400x270</b>	<b>1500x400x270</b>
Drop flap 	●	●	●		
Combination lock 				●	
Electric lock 				●	●
For mail	●	●	●	●	●
Mailbox flap			●	●	●

● Available with electric lock





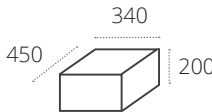
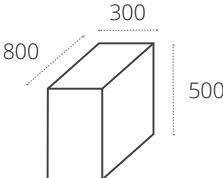



DROPBOX Small	DROPBOX Medium	TOPAK Digital	NEXUS	MAXUS
 <p>985 270 365</p>	 <p>985 270 537</p>	 <p>251 411 570</p>	 <p>1000 400 270</p>	 <p>1100 / 1400 / custom 990 300</p>
 <p>295 375 160</p>	 <p>480 375 160</p>	 <p>340 450 200</p>	 <p>330 750 210</p>	 <p>490 / 640 635 260</p>
<p>985x365x270</p>	<p>985x537x270</p>	<p>570x411x251</p>	<p>1000x400x270</p>	<p>990x300x1100 990x300x1400 990x300x custom</p>
<p>●</p>	<p>●</p>			
		<p>●</p>	<p>●</p>	<p>●</p>
<p>●</p>	<p>●</p>	<p>●</p>	<p>●</p>	<p>●</p>
		<p>●</p>	<p>●</p>	<p>●</p>

➔ INTERESTED IN ONE OF OUR MODELS?

Go to [www.my-esafe.be](http://www.my-esafe.be) for more info and find your nearest distributor.



# OVERVIEW

	SHOPPERBOX Digital	BULKBOX
		
Parcel dimensions (mm)		
Outside measurement (mm)	<b>570x411x251</b>	<b>906x515x427</b>
Drop flap 		
Combination lock 	●	●
Electric lock 		●
For mail	●	
Mailbox flap	●	







Pick-up / Delivery



IN



OUT



eSafe

1/101

1/203

202

The entrance hall is traditionally the 'calling card' of your apartment. The eSafe Wall now also offers a solution for the delivery and collection of parcels via the entrance hall of a multi-family home or apartment.

The eSafe Wall ensemble combines **multiple functions in one**: electric **mailboxes**, **eSafe parcel compartments**, **doorbells** and **videophone**. It also allows you to exchange items with your co-residents or third parties. So you no longer have to leave your apartment key under the doormat.




## ESAFE WALL

For apartments



ESAFE WALL



Besides the cooperation with our videophone partners, we also work together with Open Motics for the eSafe Wall, because they can integrate the eSafe functionalities into an overall building management system in a customised manner.



**A SUITABLE SOLUTION FOR EVERY TYPE OF BUILDING: FOR RECESSED,  
SURFACE-MOUNTED, OR FREESTANDING APPLICATIONS.**



# ESAFE WALL

The eSafe Wall is **flexible** depending on the available space or the desired style and is available in any RAL colour of your choice.

Suitable for **installation both inside and outside.**





**MATCH YOUR ESAFE WALL TO YOUR ENTRANCE BY CHOOSING THE SAME RAL COLOUR AS YOUR JOINERY.**











Do you want to make your employees' lives easier by letting them have their online orders delivered to the workplace, without bothering the reception? Collection by customers, delivery by suppliers, exchange of keys, etc.: with an eSafe at the door, all of this can now be arranged.

A single parcel compartment combined with a mailbox or several parcel compartments for individual pick-ups in combination with videophones. The eSafe Wall is flexible and can be tailored to your wishes, the available space or the desired style. It is available in any RAL colour of your choice. Installation is possible both inside and outside.



## ESAFE WALL

Companies



ESAFE WALL



## FREESTANDING ESAFE

Traders/practitioners of liberal professions



MAXUS



NEXUS



FENIX FRONT



FENIX CONNECT



BULKBOX







— LQOFLUW  
— DZ SQUADRON  
VCKA  
SEROLE BRUGGE  
INNSUPPORT  
— O-SPORTY  
PARKING



**WITH AN ESAFE, YOU MAKE LIFE A LOT EASIER  
FOR YOURSELF, YOUR COMPANY, YOUR  
CUSTOMERS AND SUPPLIERS.**



# CUSTOMISATION

## AVAILABLE IN 2000 RAL COLOURS

In addition to black (standard), we also offer the eight most popular colours listed below. If you cannot find your RAL colour here, you can let us know the RAL code and we will paint the box in the desired colour\*.

	RAL COLOURS
Mat 9005 (standard)	
Mat 9016	
7016	
Corten steel look	
9008	
Mat 9006	
7039	
9007	
Mat 8019	
Other RAL colours	/



\* Voor niet standaard kleuren komt er een meerkost bij en is de levertermijn ook langer.

## HOUSE NUMBERS

When buying your mailbox, don't forget your house number. eSafe offers numbers in 3 colours and 5 cm or 10 cm in height.






# ENTRADA RANGE

Everything for a uniform driveway

---

Thanks to the Entrada accessories, you can give your driveway/front garden a **uniform look and feel** that also matches the joinery of your house. Nothing is more beautiful than the harmony between the different elements on & around your home.

In addition to your parcel mailbox, you can also choose **façade lighting, ground lighting, & a doorbell** in the same style. In addition, the range also includes **house numbers, a surface-mounted mailbox, mailbox flaps, and recessed doors**.



---

**DOORBELL**




---

**WALL LIGHT**



---

**PATH LIGHTS**  
400 & 600 mm



---

**MAILBOX FLAPS**  
300 & 400 mm



---

**BUILT-IN DOORS**  
Small, Medium, Digital



---

**MAILBOX**





In close collaboration with Renson® we offer a **total concept**, where we strive for the perfect match between your eSafe and the Renson® Linarte façade cladding. A garden is there to be enjoyed in the fullest. So naturally you prefer to spend as much time in it as possible. But you'd also like to continue that same beautiful and unique style throughout the rest of your outdoor space – appearances do count for something, after all! One design, one uniform colour, one style from the front garden to the back garden.







Linarte® façade element  
with LED lighting



A customised project?  
We're happy to help you further!



Maalbeekstraat 10  
8790 Waregem  
+32 471 61 25 51  
info@my-esafe.be  
**www.my-esafe.be**

---

FOLLOW US ON

---



@myesafe



@my\_esafe



eSafe



my-eSafe